




Run Date:04/08/24 03:39 PM

0001 Precinct 1

	TOTAL VOTES	%	Absentee	Early Vot	Election
REGISTERED VOTERS - TOTAL . . . . .	30				
BALLOTS CAST - TOTAL . . . . .	1				
BALLOTS CAST - Republican . . . . .	1	100.00			
BALLOTS CAST - NONPARTISAN. . . . .	0				
BALLOTS CAST - BLANK. . . . .	0				
VOTER TURNOUT - TOTAL . . . . .		3.33			
VOTER TURNOUT - BLANK . . . . .					

Run Date:04/08/24 03:39 PM

0001 Precinct 1

	TOTAL VOTES	%	Absentee	Early Vot	Election
President / Presidente (VOTE FOR) 1					
Ryan L. Binkley . . . . .	0				
Chris Christie. . . . .	0				
Ron DeSantis . . . . .	0				
Nikki R. Haley. . . . .	0				
Asa Hutchinson. . . . .	0				
Vivek Ramaswamy . . . . .	0				
Donald J. Trump . . . . .	1	100.00			
Over Votes . . . . .	0				
Under Votes . . . . .	0				




Run Date:04/08/24 03:39 PM

0002 Precinct 2

	TOTAL VOTES	%	Absentee	Early Vot	Election
REGISTERED VOTERS - TOTAL . . . . .	268				
BALLOTS CAST - TOTAL . . . . .	26				
BALLOTS CAST - Republican . . . . .	26	100.00			
BALLOTS CAST - NONPARTISAN . . . . .	0				
BALLOTS CAST - BLANK . . . . .	0				
VOTER TURNOUT - TOTAL . . . . .		9.70			
VOTER TURNOUT - BLANK . . . . .					

Run Date:04/08/24 03:39 PM

0002 Precinct 2

	TOTAL VOTES	%	Absentee	Early Vot	Election
President / Presidente (VOTE FOR) 1					
Ryan L. Binkley . . . . .	0				
Chris Christie. . . . .	0				
Ron DeSantis . . . . .	0				
Nikki R. Haley. . . . .	1	3.85			
Asa Hutchinson. . . . .	0				
Vivek Ramaswamy . . . . .	0				
Donald J. Trump . . . . .	25	96.15			
Over Votes . . . . .	0				
Under Votes . . . . .	0				

Run Date:04/08/24 03:39 PM

0003 Precinct 3

	TOTAL VOTES	%	Absentee	Early Vot	Election
REGISTERED VOTERS - TOTAL . . . . .	808				
BALLOTS CAST - TOTAL. . . . .	153		56		82
BALLOTS CAST - Republican . . . . .	153	100.00	56		82
BALLOTS CAST - NONPARTISAN. . . . .	0				
BALLOTS CAST - BLANK. . . . .	0				
VOTER TURNOUT - TOTAL . . . . .		18.94			
VOTER TURNOUT - BLANK . . . . .					

Run Date:04/08/24 03:39 PM

0003 Precinct 3

	TOTAL VOTES	%	Absentee	Early Vot	Election
President / Presidente (VOTE FOR) 1					
Ryan L. Binkley . . . . .	0				
Chris Christie. . . . .	0				
Ron DeSantis . . . . .	3	1.96			
Nikki R. Haley. . . . .	11	7.19			
Asa Hutchinson. . . . .	0				
Vivek Ramaswamy . . . . .	1	.65			
Donald J. Trump . . . . .	138	90.20	46		78
Over Votes . . . . .	0				
Under Votes . . . . .	0				

Run Date:04/08/24 03:39 PM

0004 Precinct 4

	TOTAL VOTES	%	Absentee	Early Vot	Election
REGISTERED VOTERS - TOTAL . . . . .	2,326				
BALLOTS CAST - TOTAL . . . . .	319		108	84	127
BALLOTS CAST - Republican . . . . .	319	100.00	108	84	127
BALLOTS CAST - NONPARTISAN . . . . .	0				
BALLOTS CAST - BLANK . . . . .	2	.63			
VOTER TURNOUT - TOTAL . . . . .		13.71			
VOTER TURNOUT - BLANK . . . . .		.09			

Run Date:04/08/24 03:39 PM

0004 Precinct 4

	TOTAL VOTES	%	Absentee	Early Vot	Election
President / Presidente (VOTE FOR) 1					
Ryan L. Binkley . . . . .	0				
Chris Christie. . . . .	0				
Ron DeSantis . . . . .	7	2.21			
Nikki R. Haley. . . . .	19	5.99			
Asa Hutchinson. . . . .	0				
Vivek Ramaswamy . . . . .	1	.32			
Donald J. Trump . . . . .	290	91.48	92	78	120
Over Votes . . . . .	0				
Under Votes . . . . .	2				



Run Date:04/08/24 03:39 PM

0005 Precinct 5

	TOTAL VOTES	%	Absentee	Early Vot	Election
REGISTERED VOTERS - TOTAL . . . . .	768				
BALLOTS CAST - TOTAL . . . . .	169		80		62
BALLOTS CAST - Republican . . . . .	169	100.00	80		62
BALLOTS CAST - NONPARTISAN . . . . .	0				
BALLOTS CAST - BLANK . . . . .	0				
VOTER TURNOUT - TOTAL . . . . .		22.01			
VOTER TURNOUT - BLANK . . . . .					

Run Date:04/08/24 03:39 PM

0005 Precinct 5

	TOTAL VOTES	%	Absentee	Early Vot	Election
President / Presidente (VOTE FOR) 1					
Ryan L. Binkley . . . . .	1	.59			
Chris Christie. . . . .	1	.59			
Ron DeSantis . . . . .	3	1.78			
Nikki R. Haley. . . . .	25	14.79			
Asa Hutchinson. . . . .	0				
Vivek Ramaswamy . . . . .	0				
Donald J. Trump . . . . .	139	82.25	60		59
Over Votes . . . . .	0				
Under Votes . . . . .	0				

Run Date:04/08/24 03:39 PM

0006 Precinct 6

	TOTAL VOTES	%	Absentee	Early Vot	Election
REGISTERED VOTERS - TOTAL . . . . .	1,044				
BALLOTS CAST - TOTAL . . . . .	286		139	94	53
BALLOTS CAST - Republican . . . . .	286	100.00	139	94	53
BALLOTS CAST - NONPARTISAN . . . . .	0				
BALLOTS CAST - BLANK . . . . .	1	.35			
VOTER TURNOUT - TOTAL . . . . .		27.39			
VOTER TURNOUT - BLANK . . . . .		.10			

Run Date:04/08/24 03:39 PM

0006 Precinct 6

	TOTAL VOTES	%	Absentee	Early Vot	Election
President / Presidente (VOTE FOR) 1					
Ryan L. Binkley . . . . .	1	.35			
Chris Christie. . . . .	3	1.05			
Ron DeSantis . . . . .	7	2.46			
Nikki R. Haley. . . . .	38	13.33			
Asa Hutchinson. . . . .	1	.35			
Vivek Ramaswamy . . . . .	2	.70			
Donald J. Trump . . . . .	233	81.75	105	84	44
Over Votes . . . . .	0				
Under Votes . . . . .	1				

Run Date:04/08/24 03:39 PM

0007 Precinct 7

	TOTAL VOTES	%	Absentee	Early Vot	Election
REGISTERED VOTERS - TOTAL . . . . .	1,880				
BALLOTS CAST - TOTAL . . . . .	475		198	133	144
BALLOTS CAST - Republican . . . . .	475	100.00	198	133	144
BALLOTS CAST - NONPARTISAN. . . . .	0				
BALLOTS CAST - BLANK. . . . .	1	.21			
VOTER TURNOUT - TOTAL . . . . .		25.27			
VOTER TURNOUT - BLANK . . . . .		.05			

Run Date:04/08/24 03:39 PM

0007 Precinct 7

	TOTAL VOTES	%	Absentee	Early Vot	Election
President / Presidente (VOTE FOR) 1					
Ryan L. Binkley . . . . .	0				
Chris Christie. . . . .	5	1.05			
Ron DeSantis . . . . .	8	1.69			
Nikki R. Haley. . . . .	65	13.71	48		
Asa Hutchinson. . . . .	1	.21			
Vivek Ramaswamy . . . . .	0				
Donald J. Trump . . . . .	395	83.33	145	122	128
Over Votes . . . . .	0				
Under Votes . . . . .	1				

Run Date:04/08/24 03:39 PM

0008 Precinct 8

	TOTAL VOTES	%	Absentee	Early Vot	Election
REGISTERED VOTERS - TOTAL . . . . .	4,199				
BALLOTS CAST - TOTAL . . . . .	1,019		436	217	366
BALLOTS CAST - Republican . . . . .	1,019	100.00	436	217	366
BALLOTS CAST - NONPARTISAN. . . . .	0				
BALLOTS CAST - BLANK. . . . .	1	.10			
VOTER TURNOUT - TOTAL . . . . .		24.27			
VOTER TURNOUT - BLANK . . . . .		.02			

Run Date:04/08/24 03:39 PM

0008 Precinct 8

	TOTAL VOTES	%	Absentee	Early Vot	Election
President / Presidente (VOTE FOR) 1					
Ryan L. Binkley . . . . .	0				
Chris Christie. . . . .	5	.49			
Ron DeSantis . . . . .	23	2.26			
Nikki R. Haley. . . . .	117	11.49	94		
Asa Hutchinson. . . . .	1	.10			
Vivek Ramaswamy . . . . .	2	.20			
Donald J. Trump . . . . .	870	85.46	328	202	340
Over Votes . . . . .	0				
Under Votes . . . . .	1				



Run Date:04/08/24 03:39 PM

0009 Precinct 9

	TOTAL VOTES	%	Absentee	Early Vot	Election
REGISTERED VOTERS - TOTAL . . . . .	1,042				
BALLOTS CAST - TOTAL . . . . .	262		137	56	69
BALLOTS CAST - Republican . . . . .	262	100.00	137	56	69
BALLOTS CAST - NONPARTISAN. . . . .	0				
BALLOTS CAST - BLANK. . . . .	0				
VOTER TURNOUT - TOTAL . . . . .		25.14			
VOTER TURNOUT - BLANK . . . . .					

Run Date:04/08/24 03:39 PM

0009 Precinct 9

	TOTAL VOTES	%	Absentee	Early Vot	Election
President / Presidente (VOTE FOR) 1					
Ryan L. Binkley . . . . .	0				
Chris Christie. . . . .	2	.76			
Ron DeSantis . . . . .	6	2.29			
Nikki R. Haley. . . . .	27	10.31			
Asa Hutchinson. . . . .	0				
Vivek Ramaswamy . . . . .	0				
Donald J. Trump . . . . .	227	86.64	114	50	63
Over Votes . . . . .	0				
Under Votes . . . . .	0				

Run Date:04/08/24 03:39 PM

0010 Precinct 10

	TOTAL VOTES	%	Absentee	Early Vot	Election
REGISTERED VOTERS - TOTAL . . . . .	1,582				
BALLOTS CAST - TOTAL . . . . .	408		193	80	135
BALLOTS CAST - Republican . . . . .	408	100.00	193	80	135
BALLOTS CAST - NONPARTISAN. . . . .	0				
BALLOTS CAST - BLANK. . . . .	1	.25			
VOTER TURNOUT - TOTAL . . . . .		25.79			
VOTER TURNOUT - BLANK . . . . .		.06			

Run Date:04/08/24 03:39 PM

0010 Precinct 10

	TOTAL VOTES	%	Absentee	Early Vot	Election
President / Presidente (VOTE FOR) 1					
Ryan L. Binkley . . . . .	0				
Chris Christie. . . . .	1	.25			
Ron DeSantis . . . . .	15	3.69			
Nikki R. Haley. . . . .	53	13.02	40		
Asa Hutchinson. . . . .	1	.25			
Vivek Ramaswamy . . . . .	1	.25			
Donald J. Trump . . . . .	336	82.56	145	69	122
Over Votes . . . . .	0				
Under Votes . . . . .	1				